

SSI Investment Management Fact Sheet

Investment Grade Convertible Strategy

Inception: January 1, 1999

JUNE 2022



Investment Grade Non-Core Fixed Income

SSI Investment Grade Convertible Strategy is a diversified portfolio of Investment Grade and near Investment Grade convertible securities, seeking enhanced income and equity upside participation while establishing a soft floor that limits downside risk through its debt component.

Benefits

- Depth and continuity of the Investment Team
- Participation in the appreciation of common stocks
- Less volatility than common stock
- Higher quality bonds less susceptible to economic downturns
- Debt component provides downside protection and the ability to collect interest and principal
- 1.63 up/down capture ratio vs S&P 500 since inception date¹

Strategy Description

- Diversified portfolio of higher quality convertible securities

Securities Utilized

- Investment Grade and near Investment Grade convertible securities

Return Expectation

- Participate in 60% - 70% of the upside returns generated by the S&P 500
- Limit participation to 50% - 60% of the downside returns generated by the S&P 500
- Outperform the ICE BofA Investment Grade Convertible Bond Index (VOS1)²

About SSI

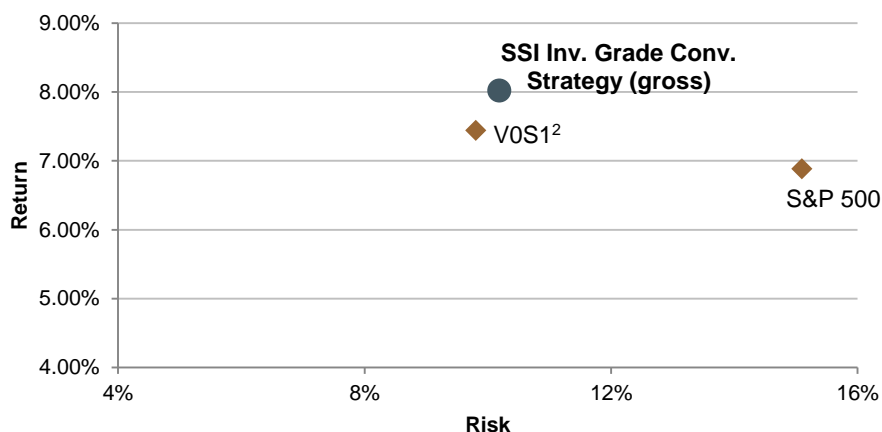
- Headquartered in Los Angeles, California
- Founded in 1973
- Registered Investment Advisor
- \$2.1 Billion AUM
- 30 Employees
- 11 Investment Professionals

Developments

Most financial markets suffered significant declines during June, as the S&P 500 fell 8.26%. The adverse environment was driven by rising recession fears, as persistently high inflation prompted the Federal Reserve to raise the Fed Funds rate by 0.75%. Within the equity markets, more defensive sectors (Health Care, Consumer Staples, Utilities) posted the smallest declines, while Energy, which has been the strongest sector throughout the year, had the largest loss. Credit markets were also under pressure, as the Bloomberg High Yield Index fell 6.73% during the month. Interest rates moved higher with the yield on the 10-Year US Treasury rising to 3.02%.

The extreme weakness in the equity and credit markets carried over to convertibles, as SSI's Investment Grade Convertible Strategy declined approximately 12.34% (gross of fee). The Strategy did hold up better than the ICE BofA Investment Grade US Convertible Bond ex-Mandatory & Preferred Index (VOS1), which had a drawdown of 13.15%. The investment grade portion of the Convertible Market has significant exposure to Energy, which has been helpful for most of the year but weighed on returns during June. The Strategy continues to be overweight balanced convertibles, which offer an attractive risk / return profile. June new issuance was \$1.7 Billion, which brings the year-to-date total to \$9.0 Billion.

SSI Investment Grade Convertible Strategy Risk vs. Return Since Inception (1/1/1999)




Preliminary Performance as of 6/30/2022

	Annualized Performance						
	JUN 2022	YTD 2022	1 YR	3YRS	5YRS	10YRS	Annualized SI (1/1/1999)
	%	%	%	%	%	%	%
Investment Grade Conv. (Gross)	-12.34	-8.34	-6.35	8.43	9.82	11.96	8.02
Investment Grade Conv. (Net)	-12.41	-8.71	-7.08	7.60	8.97	11.01	7.31
VOS1 Index ²	-13.15	-4.10	-3.63	6.24	8.95	11.68	7.44

¹Source: SSI internal research. Based off of quarterly gross of fee returns (1/1/1999-6/30/2022). Net Up/Down capture ratio vs. S&P 500: 1.49

²ICE BofA Investment Grade US Convertible Bond ex-Mandatory & Preferred Index (VOS1).




Ravi Malik, CFA
Portfolio Manager
28 Yrs. Experience



Florian Eitner, CFA
Portfolio Manager
25 Yrs. Experience



Michael Opre, CFA
Portfolio Manager
34 Yrs. Experience



Steve Wachtel, CFA
Portfolio Manager
22 Yrs. Experience

Investment Professionals

- Four Portfolio Managers on the Investment Grade Convertible Strategy team with an average of 27 years of industry experience and 21 years of managing the Strategy at SSI
- 12 Investment professionals who have been with SSI for an average of 19 years
- 25 Years average experience for investment professionals

Compliance Statement

SSI Investment Management LLC ("SSI") claims compliance with the Global Investment Performance Standards (GIPS®). GIPS® is a registered trademark of CFA Institute. CFA Institute does not endorse or promote this organization, nor does it warrant the accuracy or quality of the content contained herein.

Definition of the Firm

SSI was established in 1973 and is a Registered Investment Advisor based in Los Angeles, CA. SSI manages assets in domestic and global capital markets. SSI applies quantitative disciplines and fundamental research in its management of alternative and traditional portfolios for institutional and high net-worth investors. SSI manages separate accounts, a limited partnership, and acts as sub-advisor to mutual funds and an ETF. Effective June 1, 2019, Resolute Investment Managers, Inc. has a majority interest in SSI, however, SSI continues to operate independently. SSI does not have any subsidiaries. SSI acquired the assets of Froyley, Revy Investment Co., Inc. ("Froyley, Revy") and its composites as of March 1, 2009.

Policies

SSI's policies for valuing investments, calculating performance, and preparing GIPS reports are available upon request.

The Composite & Benchmark (Description & Material Risks)

The SSI Investment Grade Convertible Strategy (composite inception date January 1, 1999; composite created September 1, 2013) was created when SSI modified its Investment Grade composite by adding two more Investment Grade composites to properly address the clients varying investment guidelines. Accounts are now in a composite that reflects their investment guidelines. The SSI Investment Grade Convertible Strategy invests in investment grade and up to 25% non-investment grade convertible securities, and may include 144A securities. The composite contains fully discretionary accounts including those no longer with the firm. The composite may include accounts invested in investment grade convertible preferred shares up to generally 25% of the portfolio. SSI believes a performance comparison versus the ICE BofA Investment Grade US Convertible Bond ex-Mandatory & Preferred Index ("V0S1") is appropriate. The V0S1 measures all Investment Grade US Convertible bonds (as stated by ICE BofA). SSI may not hold all convertibles in the V0S1 and may also hold convertibles that are not included in the V0S1. The Strategy may be less diversified than the V0S1. The volatility of this strategy may be greater than the volatility of the V0S1 as the strategy may hold a smaller number of positions than the Index, may include investment grade convertible preferred securities, and non-investment grade convertible securities. The return, if any, above the V0S1 is dependent upon SSI's discretionary management. Any other indices shown are not necessarily comparable to SSI's Investment Grade Convertible Strategy. These are widely recognized market indices that are shown for informational purposes only. The composite name was formally known as SSI Outright Investment Grade Convertible Strategy from 1/1/1999 – 3/31/2016 and on 4/1/2016 the new composite name became the SSI Investment Grade Convertible Strategy.

Use of Leverage, Derivatives, and Shorts

The strategy may invest in synthetic convertible bonds and convertible preferred securities. Synthetic convertible securities are generally issued through an investment bank and may provide exposure to the credit of the bank while being linked to the equity upside of an entity we select, that is generally not connected with the bank. The synthetic convertible securities we employ do not generally involve the use of leverage and generally do not provide leveraged exposure.

Investment Management Fees

Returns are presented gross and/or net of management fee. Actual results of an individual account may be materially different from the performance shown herein because of differences in inception date, transaction and related costs, investment guideline restrictions, fees and other factors. All performance is based in U.S. dollars and reflect, on a percentage basis for each of the periods indicated: (a) the net increase (decrease) of all SSI Investment Grade Convertible Strategy portfolios, asset-weighted, including adjustments for unrealized gains and losses, the reinvestment of dividends and other earnings, the deduction of investment costs except any separate custodial or related fees, time-weighted to adjust for additions and withdrawals, and (b) the net increase (decrease) of the V0S1.

Net performance for fee paying portfolios is reduced by SSI's actual investment management fees and non-fee paying portfolios are reduced by a 1% annual model fee (2015-2020). Model fees are deducted on a monthly basis. Gross performance does not include deduction of SSI's investment management fees.

If performance is gross of management fees, client's actual return will be reduced by the management fees and any other expenses which may be incurred in the management of an investment advisory account. See SSI's Form ADV, Part 2A for a complete description of the investment advisory fees customarily charged by SSI. As an example, an account with an initial \$1,000,000 investment on January 1, 2022, earning a recurring 5% semi-annual gross return (10.25% annualized), and paying a .5% semi-annual management fee (1% annual fee) would have grown to \$1,340,096 on a gross of fees basis and \$1,300,392 on a net of fees basis by December 31, 2024 (3 years).

List of Composites

A list of the Firm's composite descriptions, limited distribution pooled funds (LDPFs) and/or GIPS reports are available upon request. Please contact helenm@ssi-invest.com.

Additional Disclosure

- SSI operated under the name of SSI Investment Management, Inc. (1/1/1973-4/30/2019) and as of 5/1/2019 operates as SSI Investment Management LLC.
- When representative portfolio information is shown the representative portfolio is selected by comparing any one (but not limited to) the following criteria: most in line with composite investment objectives /consistency of investment strategy, investment restrictions, fee structure, time frame managed, type of client, size of account.
- Performance prior to January 1, 2000 does not comply with the GIPS standards.
- SSI acquired Froyley, Revy and its composites as of March 1, 2009. Prior to the acquisition, Froyley, Revy claimed GIPS compliance for the periods of 1983-2008 and was independently verified by Ashland Partners.

Investors must assess the suitability of any particular investment opportunity and carry out any due diligence that they require in relation to the strategy or investments or individual holdings of the strategies that SSI manages. In doing this, investors should seek separate advice. It should not be assumed that recommendations made will be profitable and any investment is at risk of loss. This summary represents the views of the portfolio managers as of the date noted at the beginning of this document. Any holdings mentioned in the accompanying summary are from its stated strategy. Portfolio holdings are subject to change without notice and are not intended as recommendations of individual securities. The information in this article is not intended to be personalized recommendations to buy, hold or sell investments. The information, statements, views and opinions included in this article are based on sources (both internal and external sources) considered to be reliable, but no representation or warranty, express or implied, is made as to their accuracy, completeness or correctness. Such information, statements, views and opinions are expressed as of the date of this article, are subject to change without further notice and do not constitute a solicitation for the purchase or sale of any investment referenced in the article. Changes in any assumptions may have a material impact on the results. Due to various risks and uncertainties, actual events or projected results may differ materially from those reflected in the document.

THIS MATERIAL IS INTENDED ONLY FOR QUALIFIED INVESTORS. IT DOES NOT CONSTITUTE AN OFFER TO PURCHASE AN INTEREST IN ANY PRIVATELY OFFERED FUND MANAGED BY SSI. SSI BELIEVES THAT RESULTS WERE GENERATED WITH AN INVESTMENT PHILOSOPHY AND METHODOLOGY SIMILAR TO THAT DESCRIBED HEREIN. FURTHERMORE, THE PERFORMANCE DISCUSSED HEREIN REFLECTS INVESTMENT OF LIMITED FUNDS FOR A LIMITED PERIOD OF TIME AND DOES NOT REFLECT PERFORMANCE IN DIFFERENT ECONOMIC OR MARKET CYCLES. FUTURE INVESTMENTS, HOWEVER, WILL BE MADE UNDER DIFFERENT ECONOMIC CONDITIONS, IN DIFFERENT SECURITIES AND USING DIFFERENT INVESTMENT STRATEGIES. IT SHOULD NOT BE ASSUMED THAT FUTURE INVESTORS WILL EXPERIENCE RETURNS, IF ANY, COMPARABLE TO THOSE DISCLOSED HEREIN. THE INFORMATION GIVEN IS HISTORIC AND SHOULD NOT BE TAKEN AS ANY INDICATION OF FUTURE PERFORMANCE. THE PERFORMANCE DATA WAS PREPARED BY SSI AND WAS NOT COMPILED, REVIEWED OR AUDITED BY AN INDEPENDENT ACCOUNTANT. BEING REGISTERED AS A REGISTERED INVESTMENT ADVISOR DOES NOT IMPLY A CERTAIN LEVEL OF SKILL OR TRAINING. ANY INVESTMENT IS SUBJECT TO RISK OF LOSS. ANY USE OF LEVERAGE INCREASES THE INVESTMENT GAIN OR LOSS IN DIRECT PROPORTION TO THE DEGREE OF LEVERAGE USED.